

Cover

**Instructions:**

Cut out analog clock pieces, cover and tab along black lines. Glue cover, tab and analog clocks to file folder, 6 per page. Color and paste digital sun shaped clocks to card board or card stock. Cut out and laminate if desired, these are the game pieces. Have students match digital time pieces with their matching analog clocks. Store game pieces in a plastic bag or pouch.

**Folder Tab**

**Shine Time Folder Game**  
Finding time to the 1/2 hour on a clock  
Saxon Math 1 Book 2 Lesson 87

All Things With Purpose: [allthingswithpurpose.com](http://allthingswithpurpose.com) Copyright 2012

# 1st Grade Shine Time




## FOLDER GAME


Skill: Finding time to the 1/2 hour on a clock  
Saxon Math 1 - Book 2 Lesson 87

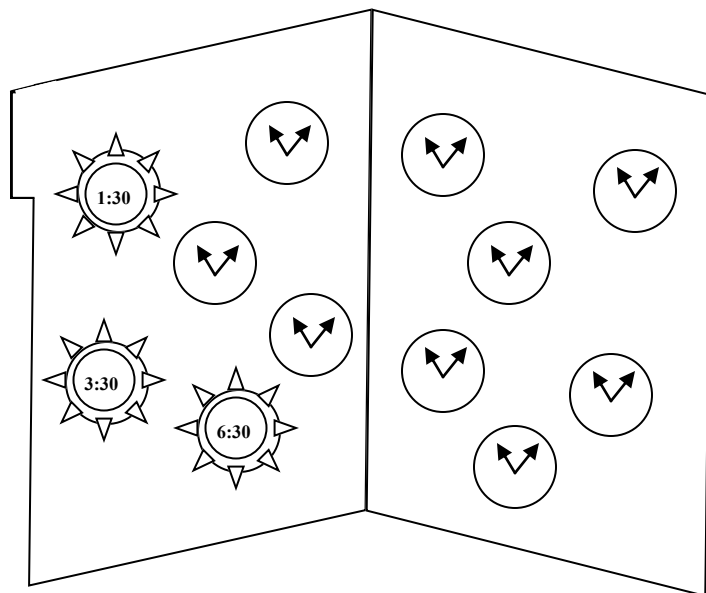


**How to Play:**

Match Sun-Shaped Digital Game Pieces to the Analog Clock with a Matching Time!







### Instructions:

Color and cut out analog clock pieces, cover and tab along black lines. Glue cover, tab and analog clocks to file folder, 6 per page. Color and paste digital sun shaped clocks to card board or card stock. Cut out and laminate if desired, these are the game pieces. Have students match digital time pieces with their matching analog clocks. Store game pieces in a plastic bag or pouch.

### Folder Tab

#### Prime Time Folder Game

Finding time to the 1/2 hour on a clock  
Saxon Math 1 Book 2 Lesson 87


Cover

All Things With Purpose: [allthingswithpurpose.com](http://allthingswithpurpose.com) Copyright 2012

# 1st Grade Shine Time

## FOLDER GAME

Skill: Finding time to the 1/2 hour on a clock  
Saxon Math 1 - Book 2 Lesson 87



### How to Play:

Match Sun-Shaped Digital Game Pieces to the Analog Clock with a Matching Time!

